

2022 First Extraordinary Session

SENATE BILL NO. 23

BY SENATOR LUNEAU

COURTS. Provides for redistricting of the Supreme Court. (2/3-CA5s4) (Item #6)

1 AN ACT

2 To enact R.S. 13:101.2 and 101.3, and to repeal R.S. 13:101, 101.1, and 312.4, relative to
3 the supreme court; to provide relative to redistricting supreme court justice districts;
4 to provide for the filling of vacancies; to eliminate statutory provisions for a
5 temporary additional judgeship for the Court of Appeal for the Fourth Circuit and
6 such judge's appointment to the supreme court; and to provide for related matters.

7 Be it enacted by the Legislature of Louisiana:

8 Section 1. R.S. 13:101.2 and 101.3 are hereby enacted to read as follows:

9 **§101.2. Supreme court districts; justices**

10 **The state shall be divided into seven supreme court districts. The**
11 **supreme court shall be composed of one justice elected from each of the seven**
12 **districts as set forth below:**

13 **(1) District 1 is composed of Precincts 1, 2, 3, 4, 5, 7, 8, 9, 10, 11, 12, 13,**
14 **14, 15, 16, 17, 18, 19, 20, 21, 22, 23, 24, 25, 26, 27, 28, 29, 30, 31, 32, 33, 34, 35, 36,**
15 **37, 38, 39, 40, 41, 42, 43, 44, 45, 46, 51, 52, 53, 54, 55, 56, 57, 58, 59, 60, 61, 62, 63,**
16 **64, 65, 66, 67, 68, 69, 70, 71, 72, 73, 74, 75, 76, 77, 78, 79, 80, 81, 82, 83, 84, 85, 86,**
17 **87, 88, 89, 90, 91, 92, 93, 94, 95, 96, 97, 98, 99, 100, 101, 102, 103, 105, 106, 117,**

1 118, 119, 120, 121, 122, 123, 124, 126, 127, 128, 129, 130, 132, 134, 136, 138, 1-H,
 2 2-H, 3-H, 4-H, 5-H, 6-H, 7-H, 8-H, 9-H, 1-K, 2-K, 3-K, 4-K, 5-K, 6-KA, 6-KB,
 3 7-KA, 7-KB, 8-K, 9-K, 10-K, 11-K, 12-K, 13-KA, 14-K, 15-K, 16-K, 17-K, 18-K,
 4 19-K, 20-K, 25-K, 27-K, 28-K, 29-K, 34-K and 35-K of Jefferson Parish;
 5 Precincts 13A, 13B, 14, 15, 16, 19A, 31, 32 and 38 of Livingston Parish;
 6 Precincts 4-9, 4-11, 4-14, 4-15, 4-17, 4-17A, 4-18, 4-20, 4-21, 4-22, 4-23, 5-12,
 7 5-13, 5-15, 5-16, 5-17, 5-18, 7-41, 7-42, 17-17, 17-18, 17-18A, 17-19 and 17-20 of
 8 Orleans Parish; Precincts 3-1, 3-2, 3-3, 5-5, 6-1, 6-2, 6-4, 6-6, 6-7 and 6-8 of St.
 9 Charles Parish; Precincts 4-13 and 5-4 of St. John the Baptist Parish; St.
 10 Tammany Parish; Precincts 16, 33, 44, 48, 49, 70, 70A, 71, 72, 72A, 73, 74, 102,
 11 104, 104A, 106, 106A, 108, 110, 112, 114, 116, 118, 119, 120, 120A, 120B, 122,
 12 122A, 122B, 123, 124, 124A, 137, 137A, 137B, 137C, 137D, 139, 141, 141A, 143,
 13 143A, 145, 147, 149, 149A and 151 of Tangipahoa Parish and Washington
 14 Parish.

15 (2) District 2 is composed of Bienville Parish; Bossier Parish; Caddo
 16 Parish; Catahoula Parish; Claiborne Parish; DeSoto Parish; East Carroll
 17 Parish; Franklin Parish; Jackson Parish; Lincoln Parish; Morehouse Parish;
 18 Precincts 1, 1A, 2, 3, 4, 5, 6, 7, 8, 9, 50, 66, 67, 68, 72, 73, 75 and 76 of Ouachita
 19 Parish; Red River Parish; Richland Parish; Union Parish; Webster Parish and
 20 West Carroll Parish.

21 (3) District 3 is composed of Precincts 260, 261, 262, 300, 301, 302, 303,
 22 304, 305, 306, 307, 308, 309E, 309W, 310, 311, 312, 313E, 313W, 314, 315E,
 23 315W, 316E, 316W, 317, 318, 319N, 319S, 320E, 320W, 321, 322, 323, 324, 325,
 24 326, 327, 328, 329, 330, 331, 332N, 332S, 333, 334, 335, 336, 337, 338, 339, 340,
 25 361, 362, 363, 364, 365, 366, 367, 368, 369, 370, 371N, 371S, 372, 405, 467, 468,
 26 469, 700, 701, 702, 703, 760, 761, 800, 801, 860S, 861E and 861W of Calcasieu
 27 Parish; Cameron Parish; Iberia Parish; Precincts 3, 8, 9, 10, 25, 26, 27, 28, 29,
 28 30, 31, 32, 33, 34, 35, 36, 37, 38, 39, 40, 41, 42, 43, 44, 45, 46, 47, 48, 49, 65, 66, 67,
 29 69, 70, 71, 72, 73, 74, 75, 76, 77, 78, 79, 80, 81, 82, 83, 84, 85, 86, 87, 88, 89, 90, 91,

1 92, 93, 94, 95, 96, 97, 98, 99, 100, 101, 102, 103, 104, 105, 106, 107, 108, 109, 110,
 2 111, 113, 114, 115, 116, 117, 118, 119, 120, 121, 124, 125, 126, 127 and 128 of
 3 Lafayette Parish; Precincts 16, 39 and 40 of St. Landry Parish; St. Martin
 4 Parish; St. Mary Parish; Terrebonne Parish and Vermilion Parish.

5 (4) District 4 is composed of Precincts 2-5E, 3-1, 3-3, 6-1A, 6-2, 6-2A, 7-1,
 6 7-3, 7-3B, 8-1, 8-2A, 8-2B, 8-3, 8-3A, 9-1A, 9-2, 9-2A, 9-3, 9-5B, 10-2, 10-2A,
 7 10-3A, 10-4, 11-1 and 11-2A of Avoyelles Parish; Concordia Parish; Precincts
 8 1-1, 1-2, 1-3, 1-4, 1-5, 1-6, 1-9, 1-10, 1-11, 1-12, 1-13, 1-14, 1-15, 1-16, 1-17, 1-18,
 9 1-19, 1-20, 1-21, 1-22, 1-23, 1-24, 1-25, 1-26, 1-27, 1-28, 1-29, 1-30, 1-31, 1-32,
 10 1-36, 1-37, 1-38, 1-45, 1-46, 1-47, 1-50, 1-51, 1-54, 1-55, 1-57, 1-58, 1-59, 1-60,
 11 1-61, 1-62, 1-63, 1-66, 1-67, 1-68, 1-70, 1-71, 1-72, 1-73, 1-75, 1-76, 1-77, 1-78,
 12 1-81, 1-82, 1-83, 1-84, 1-85, 1-86, 1-87, 1-88, 1-90, 1-91, 1-92, 1-93, 1-94, 1-95,
 13 1-97, 1-98, 1-100, 1-101, 1-102, 1-103, 1-104, 2-1, 2-2, 2-3, 2-4, 2-5, 2-9, 2-10, 2-11,
 14 2-12, 2-13, 2-14, 2-15, 2-16, 2-17, 2-18, 2-19, 2-20, 2-21, 2-22, 2-23, 2-24, 2-25,
 15 2-26, 2-27, 2-28, 2-29, 2-30, 2-31, 2-32, 2-34, 2-35, 2-36, 2-37, 3-5, 3-8, 3-12, 3-20,
 16 3-21, 3-24, 3-27, 3-28, 3-32, 3-44, 3-50, 3-54, 3-55, 3-57, 3-59, 3-69 and 3-72 of
 17 East Baton Rouge Parish; East Feliciana Parish; Precincts 1, 3, 6, 7, 9, 10, 11,
 18 12, 13, 13C, 14A, 15, 15B, 16, 19, 20, 21, 22, 23, 31 and 32 of Iberville Parish;
 19 Precincts 1, 2, 4, 5, 6, 7, 11, 12, 13, 14, 15, 16, 17, 18, 19, 20, 21, 22, 23, 24, 51, 52,
 20 53, 54, 55, 56, 57, 58, 59, 60, 61, 62, 63, 64, 68, 112, 122 and 123 of Lafayette
 21 Parish; Madison Parish; Pointe Coupee Parish; St. Helena Parish; Precincts 1,
 22 2, 3, 4, 5, 6, 7, 7A, 8, 9, 10, 11, 12, 13, 14, 15, 17, 18, 19, 20, 21, 22, 23, 24, 25, 26,
 23 27, 28, 29, 30, 31, 32, 33, 34, 35, 36, 37, 38, 41, 42, 43, 44, 45, 46, 47, 48, 49, 50, 51
 24 and 52 of St. Landry Parish; Precincts 1, 2, 6, 11, 15, 17, 18, 26, 27, 28, 40, 40A,
 25 41, 42, 42A, 43, 45, 45A, 46, 47, 101, 105, 107, 109, 111A, 115B, 117, 121, 121A,
 26 125, 127, 127A, 129, 129A, 133 and 133A of Tangipahoa Parish; Tensas Parish;
 27 West Baton Rouge Parish and West Feliciana Parish.

28 (5) District 5 is composed of Acadia Parish; Allen Parish; Precincts 1-1,
 29 1-2, 1-3, 2-1, 2-2, 2-2A, 2-2B, 2-2C, 2-2D, 2-2F, 2-3A, 2-4, 2-4A, 2-5, 2-7, 2-8,

1 3-1B, 4-1, 4-2, 4-2A, 5-1, 5-1A, 9-4 and 9-4B of Avoyelles Parish; Beauregard
2 Parish; Precincts 160E, 160W, 161, 162E, 162W, 163, 164, 165, 166E, 166W,
3 167, 360, 400, 401, 402, 403, 404, 406, 407, 408, 440, 441, 460E, 460W, 461, 463,
4 464, 465, 466E, 466W, 560, 561, 562, 600, 601, 602, 603, 660, 661, 662, 663, 664,
5 762 and 860N of Calcasieu Parish; Caldwell Parish; Evangeline Parish; Grant
6 Parish; Jefferson Davis Parish; LaSalle Parish; Natchitoches Parish; Precincts
7 9A, 10, 11, 12, 13, 14, 15, 16, 17, 18, 19, 20, 21, 22, 23, 24, 25, 26, 27, 27A, 28, 29,
8 30, 31, 32, 33, 34, 35, 36, 37, 38, 39, 40, 41, 42, 43, 44, 44A, 45, 46, 47, 48, 49, 51,
9 51A, 52, 52A, 53, 54, 55, 56, 56A, 57, 58, 59, 60, 61, 62, 63, 64, 65, 65A, 69, 70, 71,
10 74, 77, 78 and 79 of Ouachita Parish; Rapides Parish; Sabine Parish; Vernon
11 Parish and Winn Parish.

12 (6) District 6 is composed of Precincts 1, 2, 3, 4, 5, 6, 7, 8, 9, 10, 11, 12,
13 13, 14, 15, 16, 17, 18, 20, 21, 22, 23, 24, 25, 26, 27, 28, 30, 31, 32, 33, 34, 35, 36, 37,
14 40, 41, 42, 43, 45, 53, 58, 61, 62, 63, 64, 65, 66, 71, 72, 73, 76, 77 and 78 of
15 Ascension Parish; Assumption Parish; Precincts 1-7, 1-8, 1-33, 1-34, 1-35, 1-39,
16 1-40, 1-41, 1-42, 1-43, 1-44, 1-48, 1-49, 1-52, 1-53, 1-56, 1-64, 1-65, 1-69, 1-74,
17 1-79, 1-80, 1-89, 1-99, 1-105, 1-107, 2-6, 2-7, 2-8, 2-33, 3-1, 3-2, 3-3, 3-4, 3-6, 3-7,
18 3-9, 3-10, 3-11, 3-13, 3-14, 3-15, 3-16, 3-17, 3-18, 3-19, 3-22, 3-23, 3-25, 3-26, 3-29,
19 3-30, 3-31, 3-33, 3-34, 3-35, 3-36, 3-37, 3-38, 3-39, 3-40, 3-41, 3-43, 3-45, 3-46,
20 3-47, 3-48, 3-49, 3-51, 3-52, 3-53, 3-56, 3-58, 3-60, 3-61, 3-62, 3-63, 3-64, 3-65,
21 3-66, 3-67, 3-68, 3-70 and 3-71 of East Baton Rouge Parish; Precincts 4, 5, 14,
22 17, 18, 24, 25, 26, 27, 28 and 29 of Iberville Parish; Precincts 175, 176, 183, 184,
23 185A, 189, 190, 192, 193A, 193B, 194B, 198, 199, 202, 203, 204, 246, 247, 248,
24 1-GI and 1-L of Jefferson Parish; Lafourche Parish; Precincts 1, 1A, 1B, 1C,
25 1D, 2, 2A, 3, 3A, 3B, 4, 4A, 4B, 5, 5A, 5B, 5C, 6, 6A, 6B, 7, 7A, 7B, 7C, 7D, 8A,
26 8B, 9, 10, 11, 11A, 12, 17, 18, 18A, 19, 20, 21, 21A, 22, 23, 23A, 23B, 23C, 24,
27 24B, 24C, 25, 26, 26A, 26B, 26C, 27, 28A, 28B, 29, 30, 33, 34, 35, 35A, 36, 36A,
28 39, 39A, 39B, 40, 40A, 41 and 43 of Livingston Parish; Precincts 9-45 and 9-45A
29 of Orleans Parish; Plaquemines Parish; Precincts 10, 11, 12, 13, 14, 20, 21, 24,

1 25, 30, 31, 32, 33, 34, 40, 41, 42, 42A, 43, 46, 51, 52, 53, 54 and 55 of St. Bernard
2 Parish and Precincts 2-3, 2-5, 4-1, 4-2, 4-3, 7-1, 7-2 and 7-3 of St. Charles Parish.

3 (7) District 7 is composed of Precincts 39, 44, 47, 48, 50, 51, 52, 54, 55
4 and 57 of Ascension Parish; Precincts 104, 108, 115, 116, 125A, 125B, 131, 133,
5 150, 151, 152, 153, 154, 155, 156, 157A, 157B, 170, 171, 172, 173, 174, 177, 178,
6 179A, 179B, 180, 181, 182, 185B, 187, 188, 191, 194A, 195, 196, 197A, 197B, 200,
7 201, 205, 210, 211, 212, 213A, 213B, 213C, 214A, 214B, 215, 216A, 216B, 216C,
8 217, 225, 226, 227, 228, 229, 230, 231, 232A, 232B, 234, 235, 236, 237, 238A,
9 238B, 1-G, 2-G, 3-G, 4-G, 5-G, 6-G, 7-G, 8-G, 9-G, 10-G, 11-G, 12-G, 13-G,
10 13-KB, 21-K, 22-K, 23-K, 24-K, 26-K, 30-K, 31-K, 33-K, 1-W, 2-W, 3-W, 4-W,
11 5-W, 6-W and 7-W of Jefferson Parish; Precincts 1-1, 1-2, 1-5, 1-6, 2-1, 2-2, 2-4,
12 2-6, 2-7, 3-1, 3-8, 3-9, 3-12, 3-14, 3-15, 3-18, 3-19, 3-20, 4-2, 4-3, 4-5, 4-6, 4-7, 4-8,
13 5-1, 5-2, 5-3, 5-5, 5-7, 5-8, 5-9, 5-10, 5-11, 6-1, 6-2, 6-4, 6-6, 6-7, 6-8, 6-9, 7-1, 7-2,
14 7-4, 7-5, 7-6, 7-7, 7-8, 7-9A, 7-10, 7-11, 7-12, 7-13, 7-14, 7-15, 7-16, 7-17, 7-18,
15 7-19, 7-20, 7-21, 7-23, 7-24, 7-25, 7-25A, 7-26, 7-27, 7-27B, 7-28, 7-28A, 7-29,
16 7-30, 7-32, 7-33, 7-35, 7-37, 7-37A, 7-40, 8-1, 8-2, 8-4, 8-6, 8-7, 8-8, 8-9, 8-12,
17 8-13, 8-14, 8-15, 8-19, 8-20, 8-21, 8-22, 8-23, 8-24, 8-25, 8-26, 8-27, 8-28, 8-30, 9-1,
18 9-3, 9-4, 9-5, 9-6, 9-7, 9-8, 9-9, 9-10, 9-11, 9-12, 9-13, 9-14, 9-15, 9-16, 9-17, 9-19,
19 9-21, 9-23, 9-25, 9-26, 9-28, 9-28C, 9-29, 9-30, 9-30A, 9-31, 9-31A, 9-31B, 9-31D,
20 9-32, 9-33, 9-34A, 9-35, 9-35A, 9-36, 9-36B, 9-37, 9-38, 9-38A, 9-39, 9-39B, 9-40,
21 9-40A, 9-40C, 9-41, 9-41A, 9-41B, 9-41C, 9-41D, 9-42, 9-42C, 9-43A, 9-43B,
22 9-43C, 9-43E, 9-43F, 9-43G, 9-43H, 9-43I, 9-43J, 9-43K, 9-43L, 9-43M, 9-43N,
23 9-44, 9-44A, 9-44B, 9-44D, 9-44E, 9-44F, 9-44G, 9-44I, 9-44J, 9-44L, 9-44M,
24 9-44N, 9-44O, 9-44P, 9-44Q, 10-3, 10-6, 10-7, 10-8, 10-9, 10-11, 10-12, 10-13,
25 10-14, 11-2, 11-3, 11-4, 11-5, 11-8, 11-9, 11-10, 11-11, 11-12, 11-13, 11-14, 11-17,
26 12-1, 12-2, 12-3, 12-4, 12-5, 12-6, 12-7, 12-8, 12-9, 12-10, 12-11, 12-12, 12-13,
27 12-14, 12-16, 12-17, 12-19, 13-1, 13-2, 13-3, 13-4, 13-5, 13-6, 13-7, 13-8, 13-9,
28 13-10, 13-11, 13-12, 13-13, 13-14, 13-15, 13-16, 14-1, 14-2, 14-3, 14-4, 14-5, 14-6,
29 14-7, 14-8, 14-9, 14-10, 14-11, 14-12, 14-13A, 14-14, 14-15, 14-16, 14-17, 14-18A,

1 14-19, 14-20, 14-21, 14-23, 14-24A, 14-25, 14-26, 15-1, 15-2, 15-3, 15-5, 15-6,
 2 15-8, 15-9, 15-10, 15-11, 15-12, 15-12A, 15-13, 15-13A, 15-13B, 15-14, 15-14A,
 3 15-14B, 15-14C, 15-14D, 15-14E, 15-14F, 15-14G, 15-15, 15-15A, 15-15B, 15-16,
 4 15-17, 15-17A, 15-17B, 15-18, 15-18A, 15-18B, 15-18C, 15-18D, 15-18E, 15-18F,
 5 15-19, 15-19A, 15-19B, 15-19C, 16-1, 16-1A, 16-2, 16-3, 16-4, 16-5, 16-6, 16-7,
 6 16-8, 16-9, 17-1, 17-2, 17-3, 17-4, 17-5, 17-6, 17-7, 17-8, 17-9, 17-10, 17-11, 17-12,
 7 17-13, 17-13A, 17-14, 17-15 and 17-16 of Orleans Parish; Precincts 15, 22, 23,
 8 44, 45 and 50 of St. Bernard Parish; Precincts 1-1, 1-2, 1-3, 1-5, 1-6, 2-1, 2-2, 2-4,
 9 2-6, 4-4, 5-1, 5-3, 5-4 and 7-4 of St. Charles Parish; St. James Parish and
 10 Precincts 1-1, 1-2, 1-3, 1-4, 1-5, 2-1, 2-2, 2-3, 2-4, 3-1, 3-2, 3-4, 4-1, 4-2, 4-3, 4-14,
 11 5-1, 5-7, 5-8, 6-1, 6-3, 6-4, 7-2, 7-3, 7-5 and 7-7 of St. John the Baptist Parish.

12 §101.3. Assignment of districts; vacancies; elections; redistricting

13 A. Each office of the justices serving on the supreme court on January
 14 1, 2023, is assigned to the supreme court district provided for in R.S. 13:101.2
 15 as follows:

16 (1) The office of the justice elected from the first supreme court district
 17 is assigned to District 1.

18 (2) The office of the justice elected from the second supreme court
 19 district is assigned to District 2.

20 (3) The office of the justice elected from the third supreme court district
 21 is assigned to District 3.

22 (4) The office of the justice elected from the fourth supreme court
 23 district is assigned to District 4.

24 (5) The office of the justice elected from the fifth supreme court district
 25 is assigned to District 5.

26 (6) The office of the justice elected from the sixth supreme court district
 27 is assigned to District 6.

28 (7) The office of the justice elected from the seventh supreme court
 29 district is assigned to District 7.

1 **B. The successor to the office of justice of the supreme court shall be**
2 **elected from the district assigned to that office in Subsection A of this Section.**
3 **The election shall be from the district as composed in R.S. 13:101.2 and assigned**
4 **to that office as provided in Subsection A of this Section.**

5 Section 2. R.S. 13:101, 101.1, and 312.4 are hereby repealed.

6 Section 3.(A) The precincts referenced in this Act are those precincts identified as
7 Voting Districts (VTDs) in the 2020 Census Redistricting TIGER/Line Shapefiles for the
8 State of Louisiana as validated through the data verification program of the Louisiana House
9 of Representatives and the Louisiana Senate and available on the legislature's website on the
10 effective date of this Section.

11 (B) When a precinct referenced in this Act has been subdivided by action of the
12 parish governing authority on a nongeographic basis or subdivided by action of the parish
13 governing authority on a geographic basis in accordance with the provisions of R.S.
14 18:532.1, the enumeration in this Act of the general precinct designation shall include all
15 nongeographic and all geographic subdivisions thereof, however such subdivisions may be
16 designated.

17 (C) The territorial limits of the districts as provided in this Act shall continue in
18 effect until changed by law regardless of any subsequent change made to the precincts by
19 the parish governing authority.

20 Section 4.(A) Solely for the purposes of qualifying for election and the election of
21 a member of the Supreme Court from District 6 at the regularly scheduled election for such
22 office in 2022, the provisions of Section 1 of this Act shall become effective upon signature
23 of this Act by the governor or, if not signed by the governor, upon expiration of the time for
24 bills to become law without signature by the governor, as provided in Article III, Section 18
25 of the Constitution of Louisiana. If this Act is vetoed by the governor and subsequently
26 approved by the legislature, the provisions of Section 1 of this Act shall become effective
27 on the day following such approval for the purposes established in this Subsection.

28 (B) For subsequent elections of members of the Supreme Court and for all other
29 purposes, the provisions of Section 1 of this Act shall become effective on January 1, 2023.

1 (C) The provisions of Section 2 of this Act shall become effective on January 1,
2 2023.

3 (D) The provisions of this Section and Section 3 of this Act shall become effective
4 upon signature of this Act by the governor or, if not signed by the governor, upon expiration
5 of the time for bills to become law without signature by the governor, as provided in Article
6 III, Section 18 of the Constitution of Louisiana. If this Act is vetoed by the governor and
7 subsequently approved by the legislature, the provisions of this Section and Section 3 of this
8 Act shall become effective on the day following such approval.

The original instrument and the following digest, which constitutes no part
of the legislative instrument, were prepared by J. W. Wiley.

DIGEST

SB 23 Original

2022 First Extraordinary Session

Luneau

Present constitution (Const. Art. V, §3) provides the supreme court must be composed of a chief justice and six associate justices.

Present constitution (Const. Art. V, §4) provides the state must be divided into at least six supreme court districts, and at least one judge shall be elected from each. Further provides the districts and the number of judges assigned to each on the effective date of this constitution are retained, subject to change by law enacted by two-thirds of the elected members of each house of the legislature.

Proposed law redraws district boundaries for the seven supreme court districts.

Proposed law provides the district boundaries will be effective upon signature of the governor or lapse of time for gubernatorial action for the purposes of qualifying for election and the election of a member of the supreme court from District 6 at the regularly scheduled election for such office in 2022.

Proposed law provides for subsequent elections of members of the supreme court and for all other purposes an effective date of January 1, 2023, at which time present law is repealed and proposed districts are effective for all other purposes.

Proposed law repeals present law that provides for an additional judgeship for the Court of Appeal for the Fourth Circuit who is assigned to the Louisiana Supreme Court.

Proposed law specifies that precincts referenced in district descriptions are those precincts identified as Voting Districts (VTDs) in the 2020 Census Redistricting TIGER/Line Shapefiles for the state of La. as validated through the data verification program of the La. legislature. Also specifies that if any such precinct has been subdivided by action of the parish governing authority on a nongeographic basis or subdivided by action of the parish governing authority on a geographic basis in accordance with present law, the enumeration of the general precinct designation shall include all nongeographic and all geographic subdivisions thereof. Further provides that the territorial limits of the districts as enacted shall continue in effect without change regardless of any subsequent change made to the precincts by the parish governing authority.

Population data in the summaries accompanying this digest are derived from 2020 Census

Redistricting Data (Public Law 94-171), Summary File for Louisiana. Population data, statistical information, and maps are supplied for purposes of information and analysis and comprise no part of proposed law.

(Adds R.S. 13:101.2 and 101.3; repeals R.S. 13:101, 101.1, and 312.4)

Plan Statistics

Plan: SLS 221ES-130

<u>Districts:</u>	<u># of Members</u>	<u>Actual Population</u>	<u>Ideal Population</u>	<u>Absolute Deviation</u>	<u>Relative Deviation</u>
District 1	1	678,013	665,393	12,620	1.897%
District 2	1	683,473	665,393	18,080	2.717%
District 3	1	669,537	665,393	4,144	0.623%
District 4	1	632,538	665,393	-32,855	-4.938%
District 5	1	695,853	665,393	30,460	4.578%
District 6	1	665,985	665,393	592	0.089%
District 7	1	632,358	665,393	-33,035	-4.965%
Grand Total:	7	4,657,757	4,657,751		

Ideal Population Per Member:	665393			
Number of Districts for Plan Type:	7			
Range of District Populations:	632,358	to	695,853	
Absolute Mean Deviation:	9,071			
Absolute Range:	-33,035	to	30,460	
Absolute Overall Range:	63,495			
Relative Mean Deviation:	2.83%			
Relative Range:	-4.96%	to	4.58%	
Relative Overall Range:	9.54%			

<i>Ideal - Actual:</i>	-6
<i>Remainder:</i>	6
<i>Unassigned Population:</i>	0

Total Population

Plan: SLS 221ES-130

	Total Population	Total White	Total Black	Total Asian	Total American Indian	Total Other	Total Hispanic	VAP Total	VAP White	VAP Black	VAP Asian	VAP American Indian	VAP Other	VAP Hispanic Total
District 1	678,013	478,244	103,151	19,287	12,998	64,333	78,133	526,680	384,041	72,721	14,119	9,676	46,123	54,840
	100.000%	70.536%	15.214%	2.845%	1.917%	9.488%	11.524%	100.000%	72.917%	13.807%	2.681%	1.837%	8.757%	10.412%
District 2	683,473	366,759	270,809	10,693	12,159	23,053	27,455	524,806	294,622	197,065	7,887	9,275	15,957	18,398
	100.000%	53.661%	39.622%	1.565%	1.779%	3.373%	4.017%	100.000%	56.139%	37.550%	1.503%	1.767%	3.041%	3.506%
District 3	669,537	429,637	171,205	16,627	17,032	35,036	41,364	507,194	339,807	119,381	11,995	12,009	24,002	27,651
	100.000%	64.169%	25.571%	2.483%	2.544%	5.233%	6.178%	100.000%	66.997%	23.538%	2.365%	2.368%	4.732%	5.452%
District 4	632,538	239,239	348,683	11,290	5,897	27,429	32,893	485,647	198,001	254,880	8,874	4,463	19,429	23,062
	100.000%	37.822%	55.124%	1.785%	0.932%	4.336%	5.200%	100.000%	40.771%	52.483%	1.827%	0.919%	4.001%	4.749%
District 5	695,853	474,194	171,292	8,813	17,052	24,502	30,821	526,484	368,715	120,364	6,517	12,599	18,289	22,422
	100.000%	68.146%	24.616%	1.267%	2.451%	3.521%	4.429%	100.000%	70.033%	22.862%	1.238%	2.393%	3.474%	4.259%
District 6	665,985	477,660	113,757	17,949	14,995	41,624	49,361	506,162	374,583	79,481	12,813	10,780	28,505	32,860
	100.000%	71.722%	17.081%	2.695%	2.252%	6.250%	7.412%	100.000%	74.005%	15.703%	2.531%	2.130%	5.632%	6.492%
District 7	632,358	191,919	364,222	22,629	6,927	46,661	62,522	493,575	164,742	271,877	18,211	5,438	33,307	44,429
	100.000%	30.350%	57.597%	3.579%	1.095%	7.379%	9.887%	100.000%	33.377%	55.083%	3.690%	1.102%	6.748%	9.001%
Grand Total	4,657,757	2,657,652	1,543,119	107,288	87,060	262,638	322,549	3,570,548	2,124,511	1,115,769	80,416	64,240	185,612	223,662
	100.000%	57.059%	33.130%	2.303%	1.869%	5.639%	6.925%	100.000%	59.501%	31.249%	2.252%	1.799%	5.198%	6.264%

Voter Registration

Plan: SLS 221ES-130

	Reg Total Dec 2021	Reg White Dec 2021	Reg Black Dec 2021	Reg Other Dec 2021	Reg Dem Total Dec 2021	Reg Rep Total Dec 2021	Reg Other Total Dec 2021
District 1	435,775	347,828	52,286	35,661	117,187	189,977	128,611
	82.740%	79.818%	11.998%	8.183%	26.892%	43.595%	29.513%
District 2	423,163	249,850	157,495	15,818	169,849	151,001	102,313
	80.632%	59.043%	37.219%	3.738%	40.138%	35.684%	24.178%
District 3	405,803	292,859	92,046	20,898	136,796	156,776	112,231
	80.009%	72.168%	22.682%	5.150%	33.710%	38.634%	27.657%
District 4	385,197	157,717	212,799	14,681	213,997	80,857	90,343
	79.316%	40.945%	55.244%	3.811%	55.555%	20.991%	23.454%
District 5	423,149	310,914	95,928	16,307	145,757	167,156	110,236
	80.373%	73.476%	22.670%	3.854%	34.446%	39.503%	26.051%
District 6	418,040	334,249	59,999	23,792	124,088	176,365	117,587
	82.590%	79.956%	14.352%	5.691%	29.683%	42.189%	28.128%
District 7	403,219	134,572	232,195	36,452	253,330	46,648	103,241
	81.694%	33.374%	57.585%	9.040%	62.827%	11.569%	25.604%
Grand Total	2,894,346	1,827,989	902,748	163,609	1,161,004	968,780	764,562

Splits

Plan: SLS 221ES-130

	Total Population	Total White	Total Black	Total Asian	Total American Indian	Total Other	VAP Total	VAP White	VAP Black	VAP Asian	VAP American Indian	VAP Other	Reg Total Dec 2021	Reg White Dec 2021	Reg Black Dec 2021	Reg Other Dec 2021
District 1																
*Jefferson	225,728	145,507	28,342	10,838	3,876	37,165	180,529	121,854	20,574	8,150	2,923	27,028	138,689	108,929	11,440	18,320
*Livingston	11,453	9,605	1,051	83	210	504	8,809	7,544	728	44	164	329	7,670	6,784	671	215
*Orleans	27,414	22,174	1,609	1,154	326	2,151	21,487	17,639	1,198	840	253	1,557	19,583	16,849	940	1,794
*St. Charles	17,574	12,349	3,013	322	319	1,571	13,217	9,624	2,082	214	226	1,071	11,595	9,003	1,805	787
*St. John the Baptist	3,052	1,616	1,026	21	64	325	2,406	1,392	745	18	44	207	2,068	1,338	609	121
St. Tammany	264,570	196,641	38,643	5,774	5,660	17,852	202,228	154,621	26,761	4,075	4,161	12,610	178,779	145,724	21,142	11,913
*Tangipahoa	82,759	60,409	16,033	879	1,807	3,631	63,053	47,624	10,901	624	1,344	2,560	49,804	40,366	7,577	1,861
Washington	45,463	29,943	13,434	216	736	1,134	34,951	23,743	9,732	154	561	761	27,587	18,835	8,102	650
District 1	678,013	478,244	103,151	19,287	12,998	64,333	526,680	384,041	72,721	14,119	9,676	46,123	435,775	347,828	52,286	35,661
	100.000%	70.536%	15.214%	2.845%	1.917%	9.488%	100.000%	72.917%	13.807%	2.681%	1.837%	8.757%	82.740%	79.818%	11.998%	8.183%
District 2																
Bienville	12,981	6,950	5,600	57	207	167	10,073	5,486	4,284	30	162	111	8,847	4,843	3,917	87
Bossier	128,746	81,052	32,551	3,492	3,273	8,378	95,876	62,931	22,440	2,448	2,477	5,580	69,743	50,861	14,838	4,044
Caddo	237,848	103,457	119,304	4,034	3,840	7,213	182,407	85,059	86,359	3,008	2,958	5,023	151,296	73,113	71,249	6,934
Catahoula	8,906	5,776	2,395	46	119	570	6,951	4,557	1,736	33	87	538	6,467	4,639	1,770	58
Claiborne	14,170	7,263	6,360	88	185	274	11,507	6,258	4,824	55	140	230	8,598	4,632	3,820	146
De Soto	26,812	15,284	9,973	117	740	698	20,440	11,909	7,425	86	557	463	18,713	11,330	6,810	573
East Carroll	7,459	2,054	5,272	29	43	61	5,901	1,773	4,043	19	27	39	4,709	1,306	3,359	44
Franklin	19,774	12,492	6,802	70	205	205	15,028	9,901	4,779	44	153	151	13,159	9,015	4,034	110
Jackson	15,031	9,967	4,166	175	255	468	11,783	7,967	3,125	140	174	377	9,449	6,647	2,610	192
Lincoln	48,396	26,034	19,364	892	662	1,444	38,655	21,306	15,119	744	526	960	25,649	15,672	9,016	961
Morehouse	25,629	12,281	12,484	160	370	334	20,062	10,095	9,300	117	279	271	16,922	8,505	8,131	286
*Ouachita	42,233	23,080	16,501	1,128	626	898	32,109	18,530	11,586	881	468	644	25,322	15,770	8,491	1,061
Red River	7,620	4,195	3,106	25	171	123	5,714	3,338	2,164	3	116	93	5,631	3,130	2,418	83
Richland	20,043	11,785	7,603	83	258	314	15,383	9,338	5,546	66	203	230	13,662	8,470	4,961	231
Union	21,107	14,460	5,224	62	338	1,023	16,632	11,807	3,861	39	254	671	15,221	11,066	3,692	463
Webster	36,967	22,735	12,679	208	687	658	28,753	18,144	9,464	154	558	433	22,737	14,938	7,339	460
West Carroll	9,751	7,894	1,425	27	180	225	7,532	6,223	1,010	20	136	143	7,038	5,913	1,040	85
District 2	683,473	366,759	270,809	10,693	12,159	23,053	524,806	294,622	197,065	7,887	9,275	15,957	423,163	249,850	157,495	15,818
	100.000%	53.661%	39.622%	1.565%	1.779%	3.373%	100.000%	56.139%	37.550%	1.503%	1.767%	3.041%	80.632%	59.043%	37.219%	3.738%
District 3																
*Calcasieu	140,166	75,429	52,393	3,889	1,966	6,489	106,011	59,989	37,171	2,805	1,493	4,553	75,062	45,320	26,101	3,641
Cameron	5,617	5,232	125	30	75	155	4,358	4,100	79	23	47	109	4,789	4,610	88	91
Iberia	69,929	39,206	24,556	2,123	794	3,250	52,791	31,295	17,069	1,562	581	2,284	44,526	28,287	14,352	1,887

Splits

Plan: SLS 221ES-130

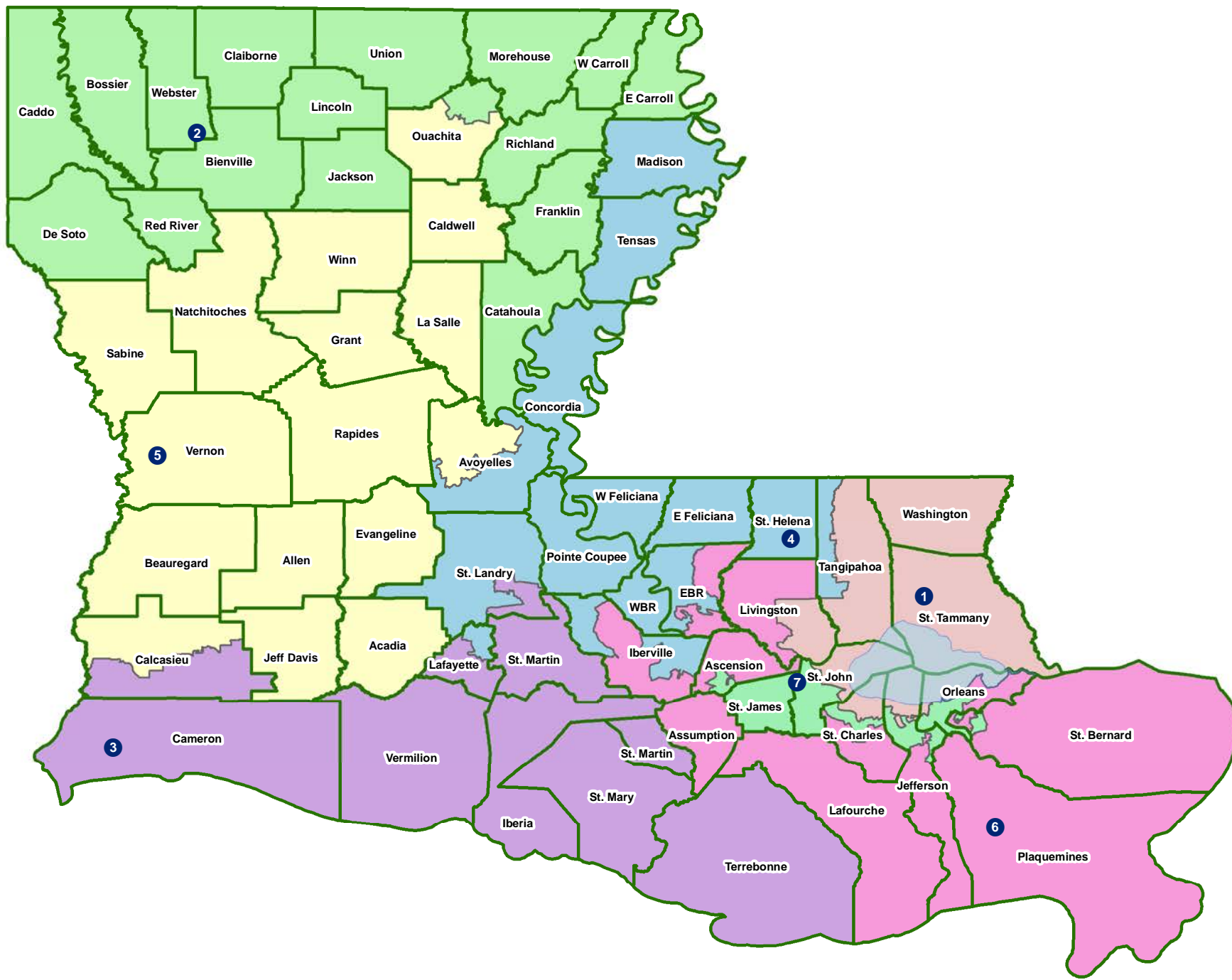
	Total Population	Total White	Total Black	Total Asian	Total American Indian	Total Other	VAP Total	VAP White	VAP Black	VAP Asian	VAP American Indian	VAP Other	Reg Total Dec 2021	Reg White Dec 2021	Reg Black Dec 2021	Reg Other Dec 2021
District 3																
*Lafayette	181,537	131,480	29,853	5,953	2,701	11,550	138,403	103,682	20,407	4,322	2,048	7,944	114,928	93,624	14,535	6,769
*St. Landry	4,176	3,671	409	10	27	59	3,189	2,875	259	7	16	32	2,679	2,472	138	69
St. Martin	51,767	33,259	15,921	597	539	1,451	39,404	26,278	11,293	407	413	1,013	35,120	23,934	10,381	805
St. Mary	49,406	26,949	15,991	835	1,670	3,961	37,521	21,594	11,520	593	1,173	2,641	30,210	18,712	9,891	1,607
Terrebonne	109,580	69,934	23,147	1,743	8,637	6,119	82,505	55,631	15,796	1,239	5,750	4,089	61,720	45,395	11,566	4,759
Vermilion	57,359	44,477	8,810	1,447	623	2,002	43,012	34,363	5,787	1,037	488	1,337	36,769	30,505	4,994	1,270
District 3	669,537	429,637	171,205	16,627	17,032	35,036	507,194	339,807	119,381	11,995	12,009	24,002	405,803	292,859	92,046	20,898
	100.000%	64.169%	25.571%	2.483%	2.544%	5.233%	100.000%	66.997%	23.538%	2.365%	2.368%	4.732%	80.009%	72.168%	22.682%	5.150%
District 4																
*Avoyelles	18,872	10,286	7,075	300	359	852	14,669	8,208	5,129	276	282	774	10,702	6,575	3,900	227
Concordia	18,687	10,275	7,725	122	233	332	14,217	8,108	5,613	100	167	229	11,964	7,222	4,540	202
*East Baton Rouge	276,765	69,210	180,681	8,473	2,202	16,199	212,436	59,699	132,945	6,752	1,754	11,286	159,869	43,980	107,264	8,625
East Feliciana	19,539	11,516	7,341	91	262	329	16,183	9,740	5,918	61	198	266	13,600	7,959	5,186	455
*Iberville	21,346	7,871	12,185	154	147	989	16,918	6,711	9,119	116	113	859	13,965	4,819	8,826	320
*Lafayette	60,216	21,883	35,283	501	509	2,040	45,472	17,926	25,510	342	339	1,355	38,565	15,021	21,946	1,598
Madison	10,017	3,475	6,363	20	59	100	7,435	2,906	4,391	9	48	81	7,278	2,494	4,674	110
Pointe Coupee	20,758	12,395	7,504	107	159	593	16,250	10,108	5,502	91	119	430	14,675	9,320	5,121	234
St. Helena	10,920	4,527	6,031	39	134	189	8,463	3,805	4,371	28	109	150	8,321	3,628	4,565	128
*St. Landry	78,364	39,940	35,427	489	609	1,899	58,622	31,334	25,238	346	435	1,269	51,803	27,621	22,867	1,315
*Tangipahoa	50,398	20,927	25,846	595	647	2,383	38,438	17,581	18,316	476	483	1,582	26,452	12,546	12,948	958
Tensas	4,147	1,744	2,312	23	26	42	3,235	1,446	1,728	12	23	26	3,455	1,503	1,917	35
West Baton Rouge	27,199	14,307	11,170	287	326	1,109	20,526	11,146	8,149	209	219	803	17,141	9,937	6,865	339
West Feliciana	15,310	10,883	3,740	89	225	373	12,783	9,283	2,951	56	174	319	7,407	5,092	2,180	135
District 4	632,538	239,239	348,683	11,290	5,897	27,429	485,647	198,001	254,880	8,874	4,463	19,429	385,197	157,717	212,799	14,681
	100.000%	37.822%	55.124%	1.785%	0.932%	4.336%	100.000%	40.771%	52.483%	1.827%	0.919%	4.001%	79.316%	40.945%	55.244%	3.811%
District 5																
Acadia	57,576	44,480	10,864	238	573	1,421	42,943	34,071	7,383	173	400	916	37,678	30,555	6,407	716
Allen	22,750	16,327	4,490	246	947	740	17,510	12,751	3,275	182	646	656	12,201	9,478	2,217	506
*Avoyelles	20,821	15,339	4,603	134	408	337	15,909	12,061	3,182	103	288	275	12,724	9,959	2,394	371
Beauregard	36,549	29,529	4,649	402	1,052	917	27,489	22,304	3,495	269	773	648	22,294	18,771	2,369	1,154
*Calcasieu	76,619	64,343	6,993	813	1,570	2,900	57,155	48,800	4,727	554	1,111	1,963	45,449	40,339	3,412	1,698
Caldwell	9,645	7,646	1,632	51	150	166	7,478	5,969	1,224	46	116	123	6,031	5,124	818	89
Evangeline	32,350	21,354	9,235	241	280	1,240	24,408	16,460	6,483	187	217	1,061	20,553	14,566	5,643	344
Grant	22,169	17,709	3,335	133	644	348	17,527	13,964	2,717	97	507	242	12,688	11,174	1,176	338
Jefferson Davis	32,250	25,066	5,837	183	472	692	24,039	19,121	4,006	111	325	476	20,013	16,350	3,202	461

Splits

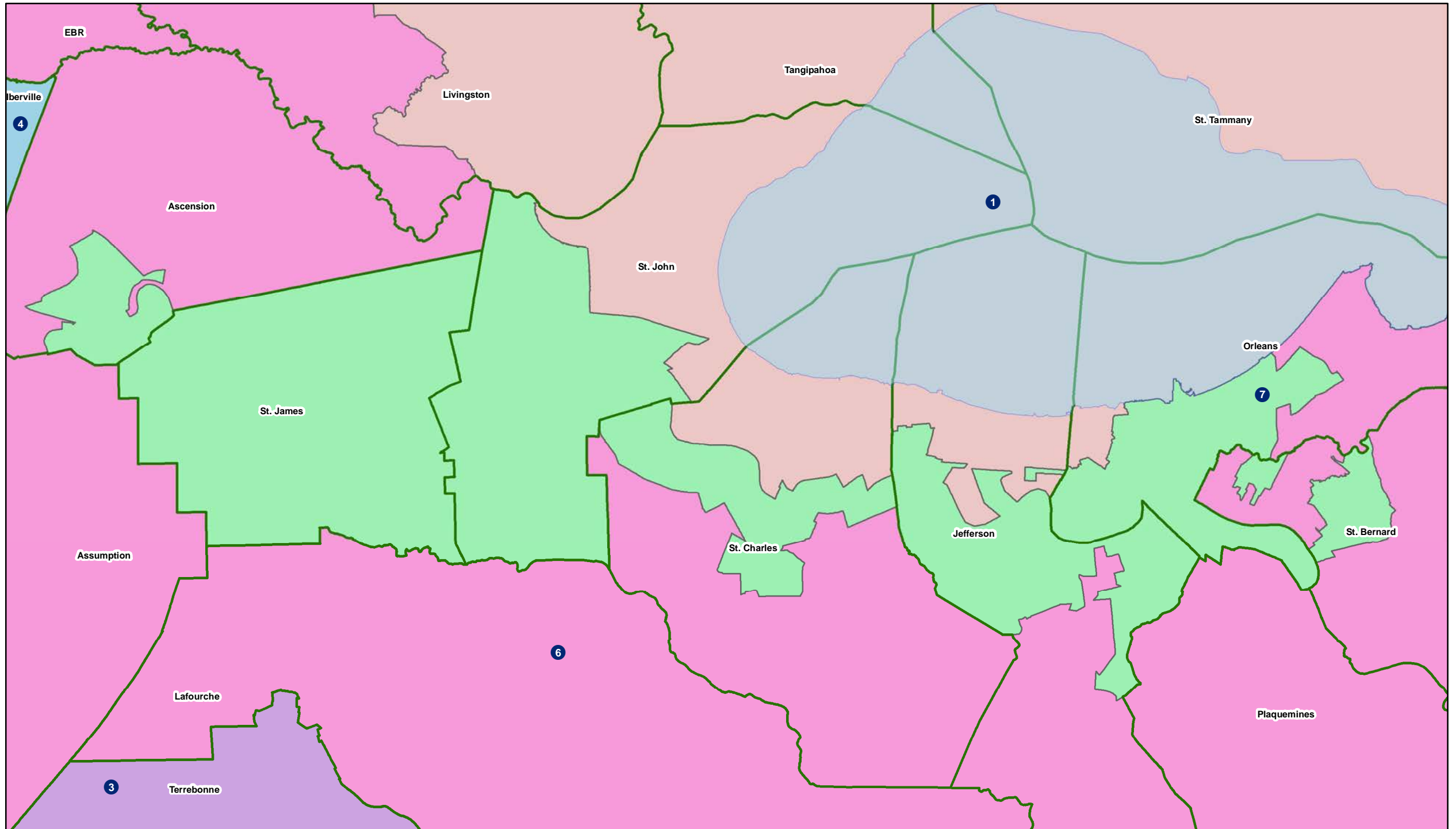
Plan: SLS 221ES-130

	Total Population	Total White	Total Black	Total Asian	Total American Indian	Total Other	VAP Total	VAP White	VAP Black	VAP Asian	VAP American Indian	VAP Other	Reg Total Dec 2021	Reg White Dec 2021	Reg Black Dec 2021	Reg Other Dec 2021
District 5																
La Salle	14,791	11,348	1,422	283	372	1,366	11,563	8,636	1,065	264	271	1,327	8,792	7,978	637	177
Natchitoches	37,515	19,361	15,725	255	861	1,313	29,349	16,010	11,415	198	683	1,043	23,107	12,850	9,224	1,033
*Ouachita	118,135	65,465	44,716	1,660	2,035	4,259	88,091	51,444	30,704	1,237	1,591	3,115	74,430	44,745	27,167	2,518
Rapides	130,023	77,510	42,592	2,428	3,102	4,391	98,792	61,373	30,205	1,786	2,334	3,094	80,176	52,832	23,775	3,569
Sabine	22,155	15,036	3,861	94	2,723	441	17,064	12,054	2,655	66	1,970	319	14,547	11,023	2,184	1,340
Vernon	48,750	35,087	7,611	1,442	1,600	3,010	36,261	26,765	5,133	1,074	1,160	2,129	24,060	19,182	3,011	1,867
Winn	13,755	8,594	3,727	210	263	961	10,906	6,932	2,695	170	207	902	8,406	5,988	2,292	126
District 5	695,853	474,194	171,292	8,813	17,052	24,502	526,484	368,715	120,364	6,517	12,599	18,289	423,149	310,914	95,928	16,307
	100.000%	68.146%	24.616%	1.267%	2.451%	3.521%	100.000%	70.033%	22.862%	1.238%	2.393%	3.474%	80.373%	73.476%	22.670%	3.854%
District 6																
*Ascension	116,187	78,746	24,574	2,271	1,957	8,639	84,353	59,094	16,789	1,488	1,353	5,629	72,953	54,917	13,861	4,175
Assumption	21,039	13,722	6,220	96	258	743	16,616	11,145	4,707	57	197	510	14,439	9,700	4,510	229
*East Baton Rouge	180,016	126,859	32,717	7,952	2,525	9,963	143,176	104,182	23,845	5,847	1,993	7,309	119,395	94,252	17,411	7,732
*Iberville	8,895	6,962	1,545	48	127	213	7,168	5,751	1,113	33	108	163	6,497	5,313	1,071	113
*Jefferson	37,224	22,881	7,608	2,205	1,140	3,390	28,962	18,605	5,406	1,679	847	2,425	23,933	16,738	4,502	2,693
Lafourche	97,557	71,710	15,855	1,025	4,224	4,743	74,619	56,838	11,077	738	2,777	3,189	58,278	48,467	7,164	2,647
*Livingston	130,829	107,250	11,607	1,614	2,901	7,457	96,332	80,888	7,408	1,055	2,147	4,834	76,898	69,278	4,754	2,866
*Orleans	1,028	715	99	75	17	122	851	632	79	47	13	80	578	479	40	59
Plaquemines	23,515	14,287	5,428	1,317	697	1,786	17,334	10,856	3,857	925	500	1,196	13,908	9,513	3,134	1,261
*St. Bernard	34,764	22,359	6,667	1,131	786	3,821	25,706	17,375	4,278	812	588	2,653	20,901	16,617	2,698	1,586
*St. Charles	14,931	12,169	1,437	215	363	747	11,045	9,217	922	132	257	517	10,260	8,975	854	431
District 6	665,985	477,660	113,757	17,949	14,995	41,624	506,162	374,583	79,481	12,813	10,780	28,505	418,040	334,249	59,999	23,792
	100.000%	71.722%	17.081%	2.695%	2.252%	6.250%	100.000%	74.005%	15.703%	2.531%	2.130%	5.632%	82.590%	79.956%	14.352%	5.691%
District 7																
*Ascension	10,313	2,395	7,642	29	47	200	7,604	2,042	5,350	26	37	149	6,964	1,883	4,953	128
*Jefferson	177,829	52,547	90,267	9,981	2,670	22,364	135,163	43,676	66,195	7,863	2,065	15,364	100,479	33,949	53,634	12,896
*Orleans	355,555	103,573	217,261	11,627	3,323	19,771	283,858	91,981	164,791	9,633	2,682	14,771	236,083	74,658	140,545	20,880
*St. Bernard	9,000	2,138	5,642	250	161	809	6,069	1,617	3,666	170	100	516	4,752	1,616	2,799	337
*St. Charles	20,044	9,032	9,478	300	243	991	15,279	7,313	6,886	183	184	713	13,130	6,331	6,138	661
St. James	20,192	9,973	9,762	60	82	315	15,505	7,883	7,297	31	64	230	14,966	7,254	7,501	211
*St. John the Baptist	39,425	12,261	24,170	382	401	2,211	30,097	10,230	17,692	305	306	1,564	26,845	8,881	16,625	1,339
District 7	632,358	191,919	364,222	22,629	6,927	46,661	493,575	164,742	271,877	18,211	5,438	33,307	403,219	134,572	232,195	36,452
	100.000%	30.350%	57.597%	3.579%	1.095%	7.379%	100.000%	33.377%	55.083%	3.690%	1.102%	6.748%	81.694%	33.374%	57.585%	9.040%

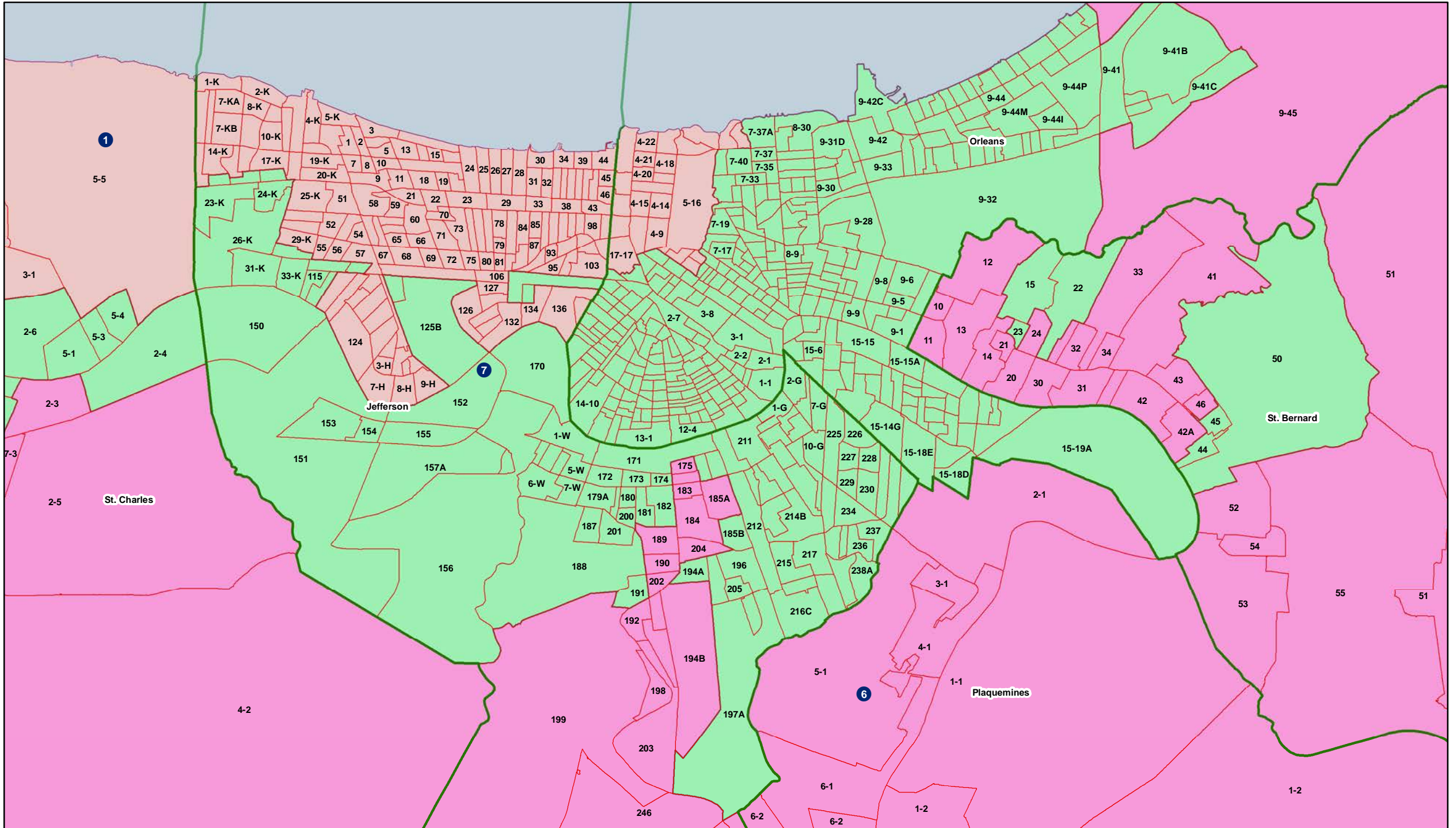
Supreme Court - Statewide



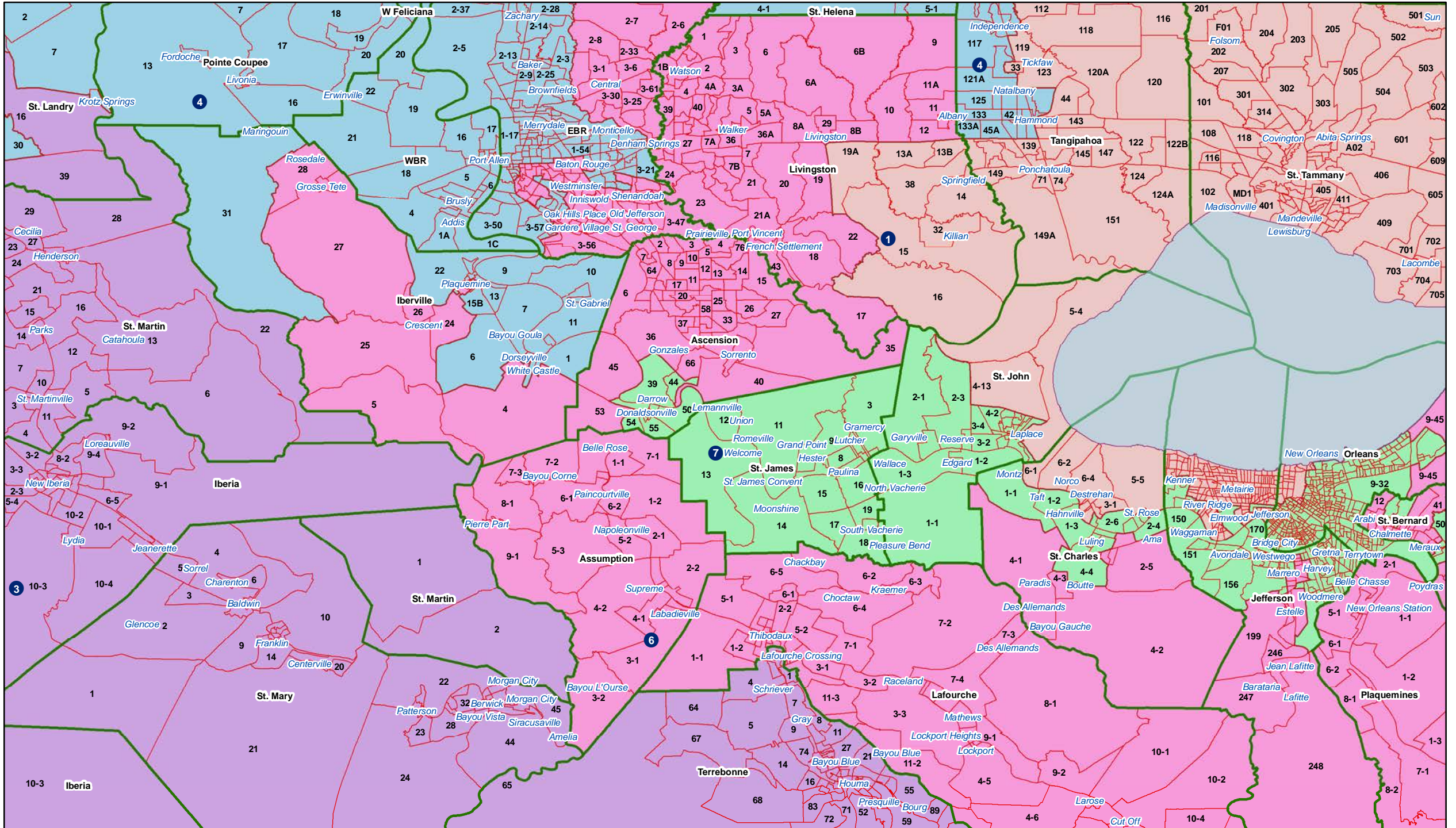
Supreme Court - District 4



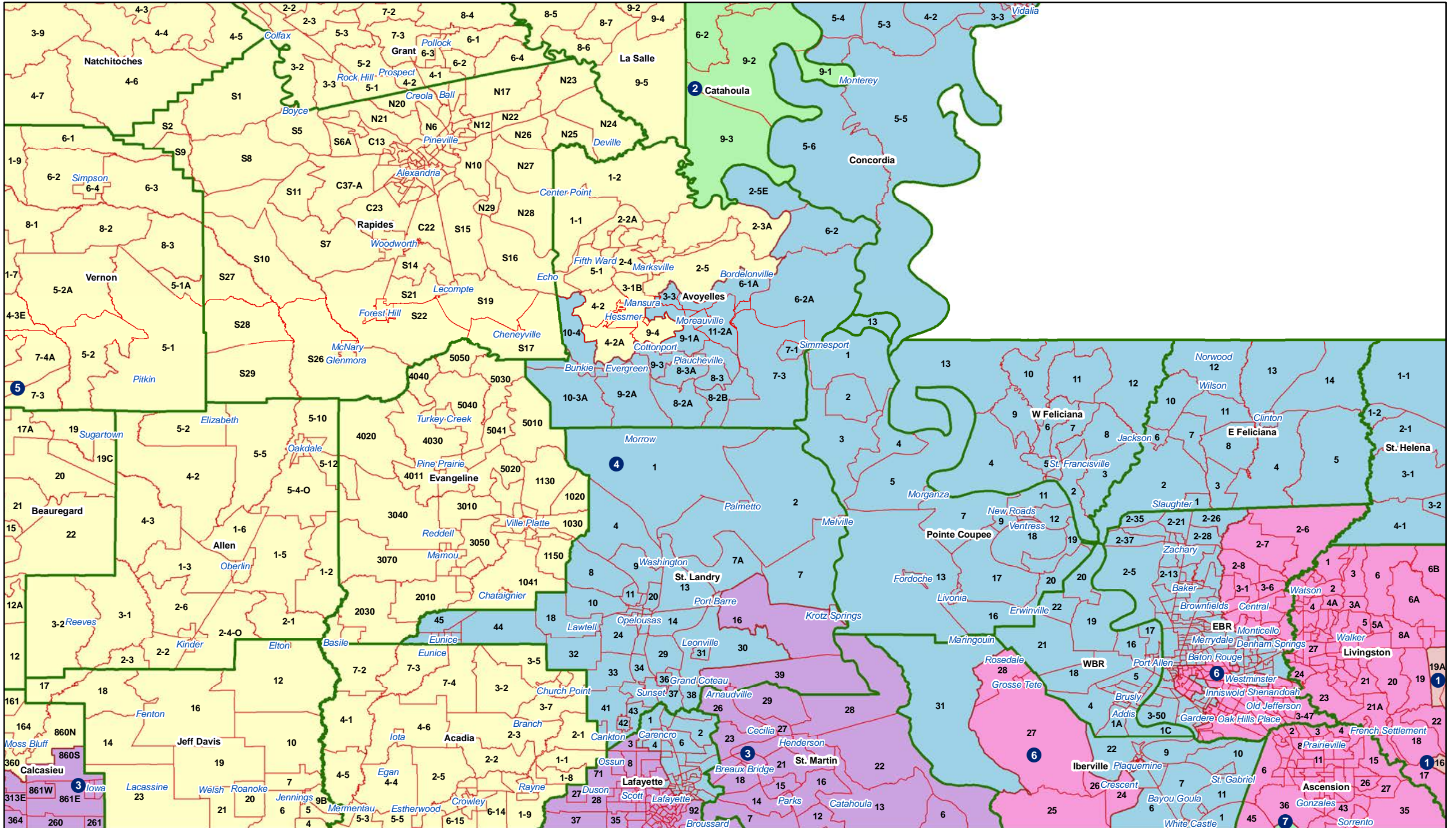
Supreme Court - Jefferson-Orleans



Supreme Court - River



Supreme Court - Central



Supreme Court - Baton Rouge

